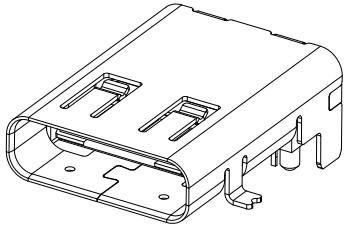

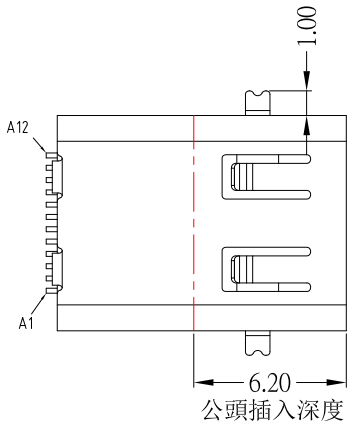


# SBC-240S6-31x-S271

鍍層厚度 :

| |
|---|
| Blank : 1u" |
| 2 : 15u" |
| 3 : 30u" |

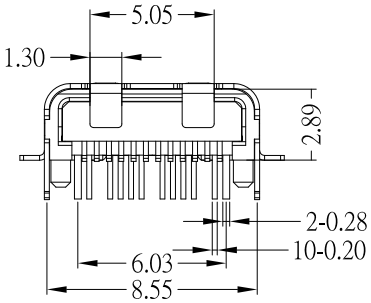


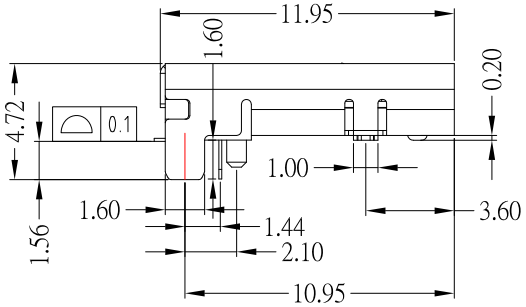


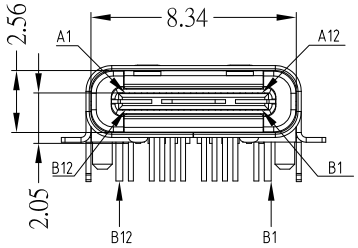


| | | | |
|---|---|---|---|
| A1 | GND | B12 | GND |
| A2 | SSTXP1 | B11 | SSRXP1 |
| A3 | SSTXN1 | B10 | SSRXN1 |
| A4 | VBUS | B9 | VBUS |
| A5 | CC1 | B8 | SBU2 |
| A6 | DP1 | B7 | DN2 |
| A7 | DN1 | B6 | DP2 |
| A8 | SBU1 | B5 | CC2 |
| A9 | VBUS | B4 | VBUS |
| A10 | SSRXN2 | B3 | SSTXN2 |
| A11 | SSRXP2 | B2 | SSTXP2 |
| A12 | GND | B1 | GND |
| IN | SIGNAL NAME | PIN | SIGNAL NAME |

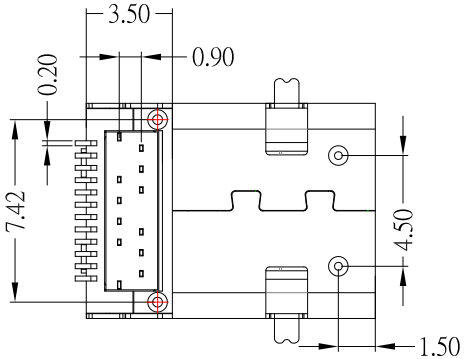


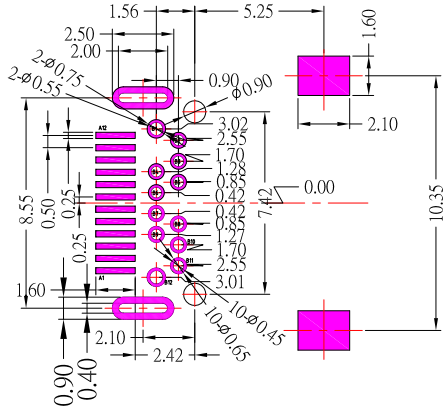


RECOMMENDED P.C.B. LAYOUT

## SPECIFICATIONS

**Electrical:**

1.Rating: 5.0 A

2.Dielectric Withstand Voltage: 250V AC

3.Contact Resistance: 30 mΩ Max

4.Insulation Resistance: 100 MΩ Min

**Material:**

1.Housing: LCP

2.Contact: C7025

3.Shell: SUS

**Finish:**

1.Contact: Plated Gold in Mating Area ;
Tin Plated on Solder Balls ;
Nickel under plated overall

2.Shell: Nickel under Plated surface layer

| ITEM NO. | DESCRIPTION | DRAWN | DATE |
|---|---|---|---|
| 4 | 新增尺寸 | Jack | 011723 |
| 3 | 更新Contact材質 | Jack | 113022 |
| 2 | 新增PIN長度尺寸 | Jack | 032421 |
| 1 | 新增pcb layout尺寸 | Jack | 072320 |

CONTACT 建倚科技股份有限公司
CONTACT TECHNOLOGY CORP.

TOLERANCE UNLESS OTHERWISE STATED : Up to 5 ±0.2; Above 5 ~ 15 ±0.3; Above 15 ~ 30 ±0.4; Above 30 ~ 50 ±0.5; Angle ±0.3°

3RD. ANGEL'S | UNITS | MM

| | | | |
|---|---|---|---|
| DRAWN BY: Jack Lu | DATE 01/17/23 | MAT'L | |
| CHECKED BY: Jacky Chen | DATE 01/17/23 | FINISH | |
| APPROVED BY: Tony Kao | DATE 01/17/23 | SCALE 1 : 1 | SHEET NO. 1 of 1 |

| | |
|---|---|
| TITLE | CONNECTOR |
| MODLE | TYPE C 板上 前SMT後DIP 加長型 L:12.0 |
| DWG NO. | SBC-240S6-31x-S271 |
| PART NO. | SBC-240S6-31x-S271 |
| SIZE | A4 |
| VER | R4 |